

FEATURES AND ADVANTAGES



6 PORTS OF CALL




WIDE COVERAGE SOUTH - NORTH




REDUCTION CO2 EMISSION



**1 x 3800 TEU
2 x 3400 TEU
1 x 2800 TEU**



DOOR-DOOR WITH DEDICATED ROUTE



EFFICIENCY MULTIMODAL




4 VESSELS



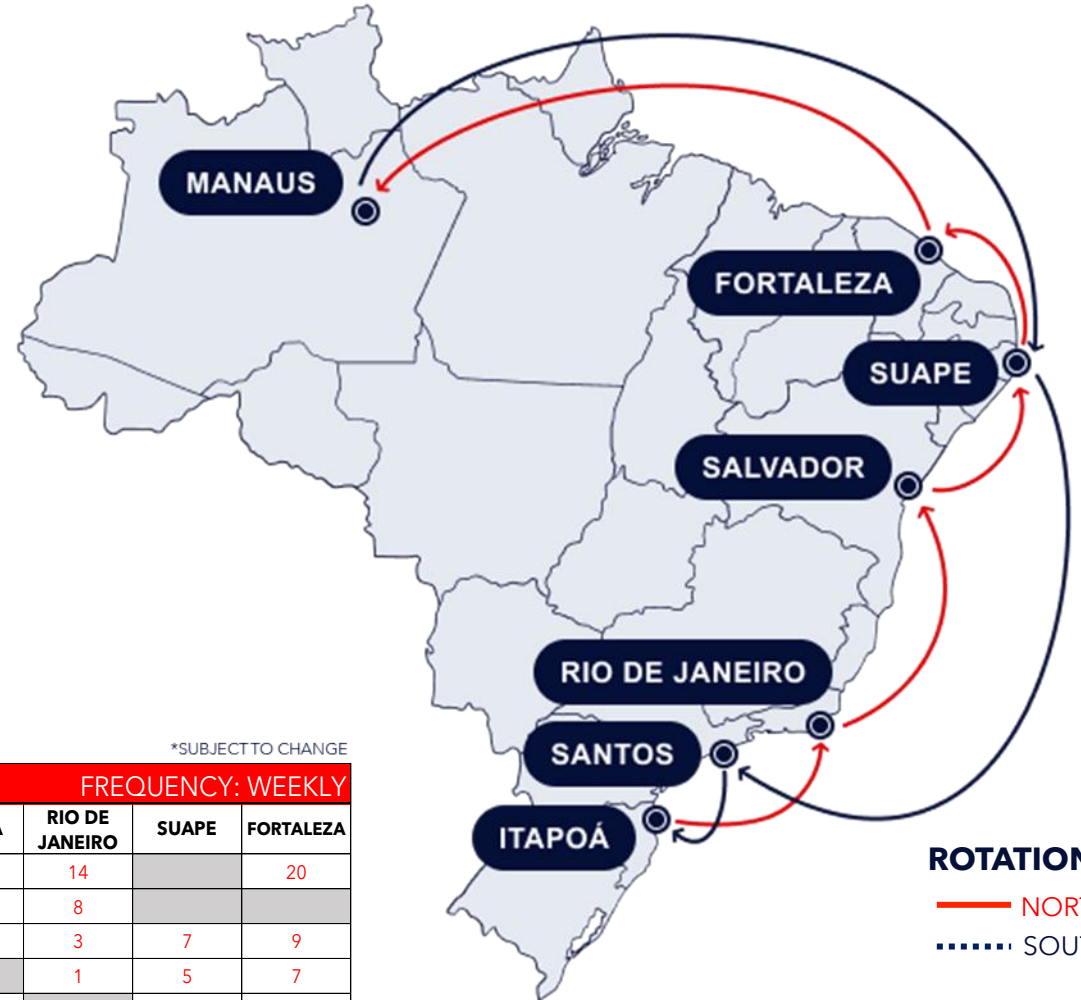
28 DAYS ROTATION



HIGH CAPACITY - REEFER



FAST TRANSIT TME



ROTATION
— NORTH
- - - - - SOUTH

TRAVEL SCHEDULE

*SUBJECT TO CHANGE

FROM	TO	BRACO										FREQUENCY: WEEKLY		
		TERMINAL	DEADLINE	ETB	ETS	MANAUS	SUAPE	SANTOS	ITAPOÁ	RIO DE JANEIRO	SUAPE	FORTALEZA		
MANAUS (BRMAO)	CHIBATÃO		THU 7:00 PM	THU 06:00 PM	SAT 08:00 PM		6	10	12	14		20		
SUAPE (BR SUA)	TECON SUAPE		THU 12:00 PM	FRI 06:00 PM	SAT 05:30 AM			4	6	8				
SANTOS (BRSSZ)	SANTOS BRASIL		TUE 12:00 PM	WED 06:00 AM	THU 08:00 AM	15			1	3	7	9		
ITAPOÁ (BRIOA)	ITP		THU 12:00 PM	FRI 06:00 AM	FRI 08:00 PM	13		25		1	5	7		
RIO DE JANEIRO (BRRIO)	ICTSI RIO		FRI 12:00 PM	SUN 06:00 AM	SUN 04:00 PM	11		23	26		3	6		
SUAPE (BR SUA)	TECON SUAPE		WED 12:00 PM	THU 02:00 AM	THU 03:40 PM	7								2
FORTALEZA (BRFOR)	CMA TERMINALS		THU 11:00 PM	SAT 07:00 AM	SAT 01:00 PM	5	13	17	20	22				

